



MEMORANDUM

AGENDA ITEM #VII.B

DATE: FEBRUARY 26, 2024
TO: COUNCIL MEMBERS
FROM: STAFF
SUBJECT: CORRESPONDENCE AND ARTICLES

Recommendation

Information only



Executive Committee

Hon. Steve Geller, Chair
Hon. Samuel Kaufman,
1st Vice Chair
Hon. Quentin “Beam” Furr,
2nd Vice Chair
Hon. René García,
Treasurer
Hon. Michelle Lincoln,
Secretary
Mario J. Bailey,
Immediate Past Chair

Councilmembers

Hon. Frank Caplan
Hon. Craig Cates
Hon. Joseph M. Corradino
Hon. Oliver Gilbert, III
Cary Goldberg
Hon. Denise Horland
Hon. Kionne McGhee
Hon. Greg Ross
Hon. Michael Udine

Ex-Officio Members

Sirena Davila, DEP
Dat Huynh, FDOT
Armando Vilaboy, SFWMD

Executive Director

Isabel Cosío Carballo, MPA

Legal Counsel

Samuel S. Goren, Esq.
Goren, Cherof, Doody &
Ezrol, P.A.

February 1, 2024

The Honorable Daniella Levine Cava
Mayor, Miami-Dade County
111 NW 1st Street, 29th Floor
Miami, Florida 33128

The Honorable Oliver Gilbert, III
Chairman, Miami-Dade County Board
of County Commissioners
111 NW 1st Street, Suite 220
Miami, Florida 33128

The Honorable Nan Rich
Mayor, Broward County
County Commissioner &
Former State Senator
115 South Andrews Avenue, #421
Fort Lauderdale, Florida 33301

Re: County Funding Effort needed for Flood Protection / Salinity Control Structures

Dear Mayor Rich, Mayor Levine Cava, and Chairman Gilbert:

At the Council’s recent Board Meeting, the Council Members met with the Chief Resilience Officers and staff from Broward County (Dr. Jurado), Miami-Dade County (Mr. Murley), South Florida Water Management District (Dr. Maran), and U.S. Army Corps of Engineers (ACOE), Jacksonville District (Mr. Gysan, P.E., Ms. Veléz, P.E., and Major Cory Bell). Following a presentation by Dr. Jurado, the Council Members discussed the current and foreseeable failure of flood protection / salinity control structures in Miami-Dade County and Broward County and the need to work in partnership with the South Florida Water Management District to provide local funding to advance Level 3 Engineering Studies.

In summary, there are 23 flood control / coastal salinity structures in Broward (7) and Miami-Dade (16). Absent retrofitting and/or replacement, and complementary infrastructure investments, these structures are failing, or are expected to fail in the foreseeable future, to provide regional flood protection. Of these, three structures have received some level of partial funding. Four additional structures, two in each county, are under consideration for funding through the ongoing C&SF Flood Resiliency Study by the ACOE / SFWMD leaving 16 FPLOS Phase I structures without funding for the Level 3 Engineering Studies required to qualify for federal funding. Without these Level 3 Engineering Studies, funding for infrastructure replacement and/or improvements are likely to extend past 2032 at the earliest. To move these studies forward, the counties are proposing to collaborate with SFWMD to conduct the Level 3 Engineering Studies for the anticipated 5 unfunded structures in Broward and 11 structures in Miami-Dade.




The SFWMD is able to undertake these studies expeditiously and at an estimated cost of \$1.5 million per structure. The payment would be spread over two years. This translates to an expenditure by Broward County of \$7.5 million and \$16.5 million by Miami-Dade County over two years, or \$3.5 million and \$8.25 million per year respectively.

Given the urgency of this matter for the region, its residents, and economy, the Council recommends that the counties undertake and fund the studies for the 16 remaining FPLOS Phase 1 Control Structures in partnership with the SFWMD. It is critically important to fast track this work and submit it for Federal Funding (project authorization and appropriations) on an expedited schedule. It is also important to convey to the U.S. ACOE and SFWMD the importance of moving forward with the C&SF Flood Resiliency Study for a minimum of 4 Flood Control / Coastal Salinity Structures; two each in Miami-Dade and Broward. A unified regional voice and local funding will assist both the SFWMD and U.S. ACOE, Jacksonville District in moving this critical work forward at the federal level.

Additional materials accompany this correspondence for your review and information. In addition, you can view the meeting presentation and conversation at https://youtu.be/kMeXRdhl_7I?si=2HRqIaEbzM9oI4w . Please do not hesitate to let me or Isabel Cosio Carballo, Executive Director, know if we can provide you with additional information or otherwise be of assistance to you.

Sincerely yours,



Steve Geller
Chair, SFRPC
Broward County Commissioner & Former State Senator

Enclosures

ICC/JMJ

cc Jimmy Morales, Chief Operating Officer, Miami-Dade County
Monica Cepero, County Administrator, Broward County
Jennifer Jurado, Ph.D., Deputy Director & Chief Resilience Officer, Broward County
James F. Murley, Chief Resilience Officer, Miami-Dade County
Drew Bartlett, Executive Director, SFWMD
Ana Carolina Coelho Maran, P.E., Ph.D., District Resiliency Officer, SFWMD
Colonel James Booth, District Commander, U.S. ACOE, Jacksonville District
Mayor Cory J. Bell, Deputy District Commander for South Florida, U.S. ACOE
Eva B. Velez, P.E. Chief Ecosystem Branch, U.S. ACOE
E. Timothy Gysan, P.E., PMP, Senior Project Manager, Ecosystems Branch, U.S. ACOE
Council Members, South Florida Regional Planning Council
Isabel Cosio Carballo, MPA, Executive Director, SFRPC

Update on the Central & Southern Florida Flood Risk Study – Status and Timing

South Florida Regional Planning Council
Meeting

January 22, 2024



Terms

- FPLoS: Flood Protection Level of Service
- Coastal Structures (CS) manage water and salinity
- FPLoS Phase I: CS Projects that have not been funded
- FPLoS Phase II: CS Projects that have received some funding

Total Number of Phase I / Phase II Coastal Structures: 23

	Miami-Dade Coastal Structures	Broward Coastal Structures	Broward / Miami-Dade Coastal Structure
FPLoS Phase 1	13	7	
FPLoS Phase 2	2		1

**2023 Consolidated Annual Report on
Flood Resiliency**

Central and Southern Florida Flood Resiliency
Study

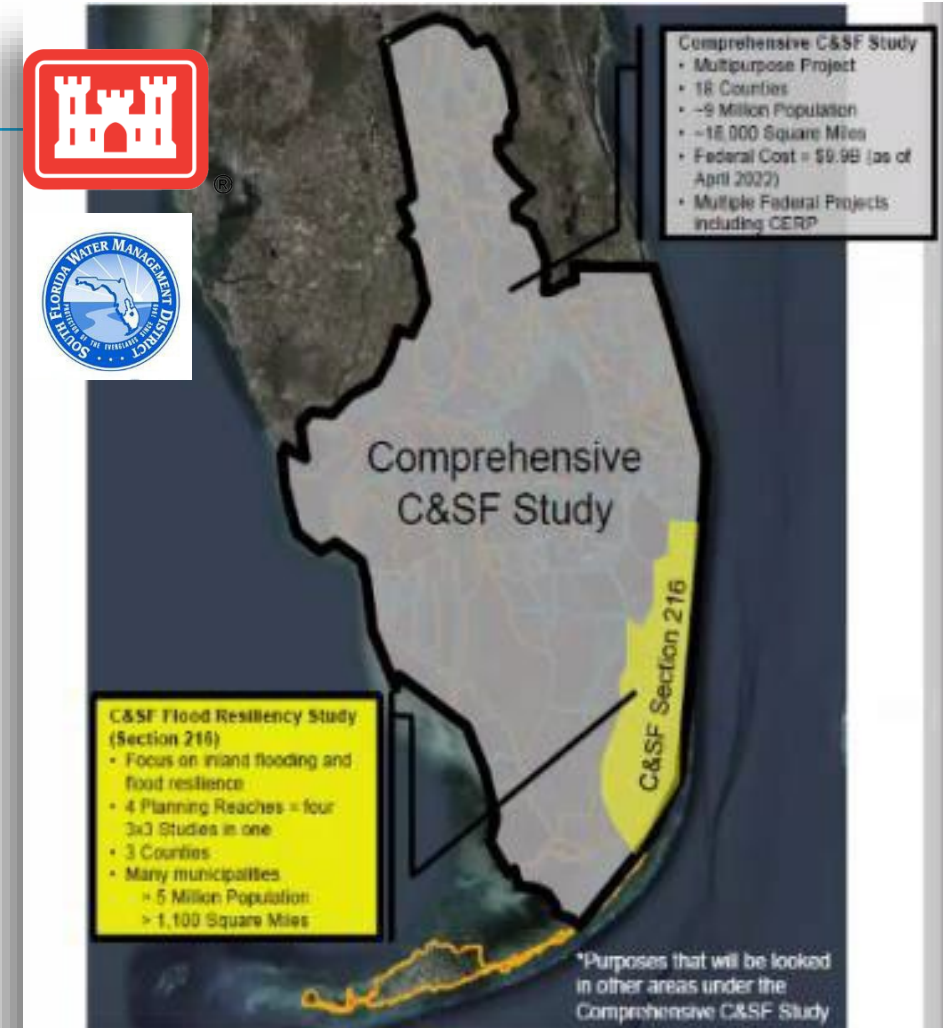
Sea Level Rise and Flood Resiliency Plan

October 2023



Section 216 Flood Risk Study – Status

- Early draft Scope of Work presented by USACE/SFWMD project team (spring '23) proposes \$19M scope of work.
- ACOE Vertical team requests "descoping" and additional focus to reduce project scale and budget
- Project scaled to prioritize only salinity control structures - budget reduced to \$11.3M with target for WRDA 2026
- Presented to USACE leadership for approval in July 2023 with an eye to receiving approval in September to meet appropriations deadlines



But, while awaiting approval...

- USACE introduces new study requirement – 20% engineering design (Level 3) for all project recommendations
- With 20 PHASE 1 structures (unfunded), estimates are \$40+ Million and delay to WRDA 2032
- County and partners advocated for exemption from Level 3 Engineering Studies to preserve advancement of all structures for WRDA 2026
- At same time, project team develops hybrid proposal:
 - Level 3 engineering for 4 Salinity Control Structures with preliminary estimates for remaining 16 FPLoS Level 1 Control Structures
 - Extends timeline to WRDA 2028 for authorization
 - New budget of \$19.2 Million (SFWMD \$9.6M / ACOE \$9.6 M)

Current Status and Proposed Path

- USACE not responsive to request for Level 3 engineering exemption for FPLoS Phase 1 Control Structures
- Potential path forward:
 1. Press for approval of hybrid proposal by USACE - \$19.2 M cost shared with SFWMD to ensure 2 Coastal Salinity Structures each in Miami-Dade and Broward.
 2. Coordinate with SFWMD to accelerate Level 3 engineering studies for the 20 remaining FPLoS Phase I Control Structures consistent with 2023 report
 3. FPLoS Phase 1: 7 structures in Broward County; 13 structures in Miami-Dade

2023 Consolidated Annual Report on
Flood Resiliency

Central and Southern Florida Flood Resiliency
Study

Sea Level Rise and Flood Resiliency Plan

October 2023



Current Status and Proposed Path

4. Cost estimate of \$1.5 M per structure X 16 remaining FPLOS Phase 1 structures to be paid over two years. Assumes that 4 Salinity Control Structures (2 each county / 20 - 4) are funded by ACOE/SFWMD through an approved \$19.2 M Project.
 - a. Broward: 7 (Phase 1) - 2 funded = 5; $5 \times \$ 1.5 \text{ M} = \$ 7.5 \text{ M} / 2 \text{ years} = \3.25 M per year.
 - b. Miami-Dade: 13 (Phase 1) - 2 funded = 11; $11 \times \$ 1.5 \text{ M} = \$ 16.5 \text{ M} / 2 \text{ years} = \8.25 M per year.
5. Explore funding partnership with SFWMD
6. Desired Outcome: Broward and Miami-Dade counties, in partnership with the SFWMD, fund the Level 3 Engineering studies for the remaining 16 FPLOS Phase 1 Control Structures and submit for Federal Funding (project authorization and appropriations) on expedited schedule.

Questions ?

DR. JENNIFER JURADO

**Chief Resilience Officer, Deputy Director
Resilient Environment Department**

**jjurado@broward.org
954-519-1464**



**RESILIENT
ENVIRONMENT**



DATE: JANUARY 22, 2024
TO: COUNCIL MEMBERS
FROM: STAFF
SUBJECT: CENTRAL & SOUTHERN FLORIDA FLOOD RISK STUDY PRESENTATION

Today we will hear from representatives of Broward County, Miami-Dade County, South Florida Water Management District, and U.S. Army Corps of Engineers, Jacksonville District.

Currently, the Central & Southern Florida Flood Control System, a gravity drainage system, is not able to manage flooding reliably. Sea level rise and aged infrastructure is contributing to the current and foreseeable failure of salinity control structures in Broward and Miami-Dade counties. According to the South Florida Water Management District's (SFWMD) [2023 Annual Consolidated Report](#) addressing Flood Protection Level of Service (FPLOS), Miami-Dade County has 16 salinity control structures with 13 FPLOS Phase 1 Structures (unfunded) and 3 FPLOS Phase II Structures (partially funded). Broward County has 7 FPLOS Phase 1 Structures (unfunded). At this time, there is insufficient funding to conduct required Level 3 engineering studies for the vast majority of the Phase 1 unfunded projects. While a proposed study by the U.S. Army Corps of Engineers of a handful of salinity control structures is under consideration, the vast majority of the salinity control structures will languish without Level 3 engineering studies delaying needed funding for improvements past 2032 at the earliest.

Following the conclusion of the presentation and conversation, the SFRPC Board may wish to convey its recommendations to Broward and Miami-Dade counties, including a possible recommendation urging the counties to use local funding to expedite Level 3 engineering studies, in partnership with the South Florida Water Management District, to position the salinity control structures for federal funding on an expedited basis.

Resources:

[SFWMD 2023 Sea Level Rise and Flood Resiliency Plan](#)
[SFWMD 2023 Consolidated Annual Report](#)

Recommendation: Provide Council Staff with guidance as to next steps.



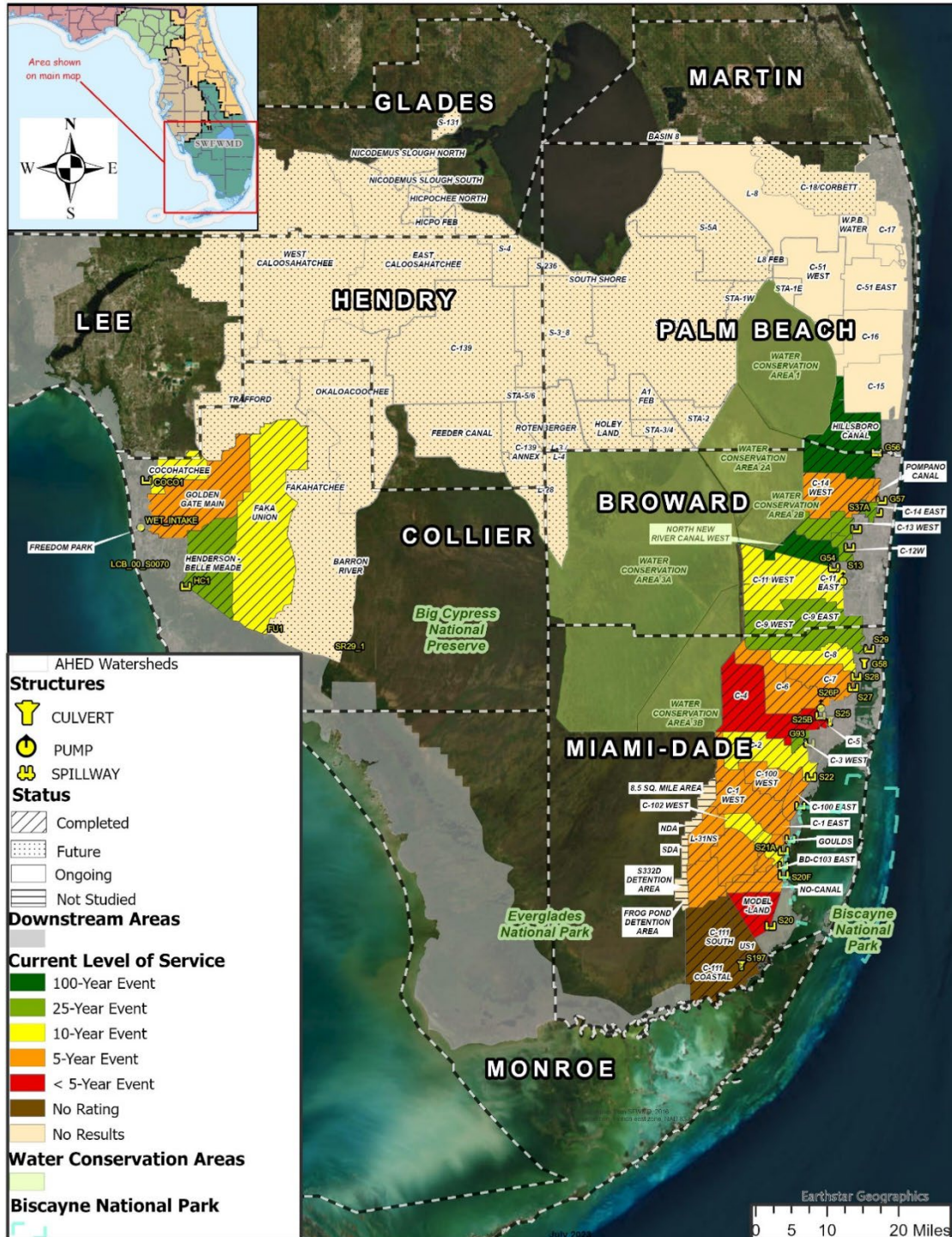


Figure 3-3: Current Flood Protection Level of Service

Future Flood Protection Level Service

The future flood protection level of service, under a 2-foot sea level rise scenario is shown in Figure 3-4. The figure depicts the level of service generally provided by existing infrastructure in critical basins, predominantly located in Broward and Miami-Dade Counties. The level of service is represented by the respective rainfall frequency event that results in flooding within areas of each basin, simulated as part of completed FPLOS Phase I – Flood Vulnerability Assessments.

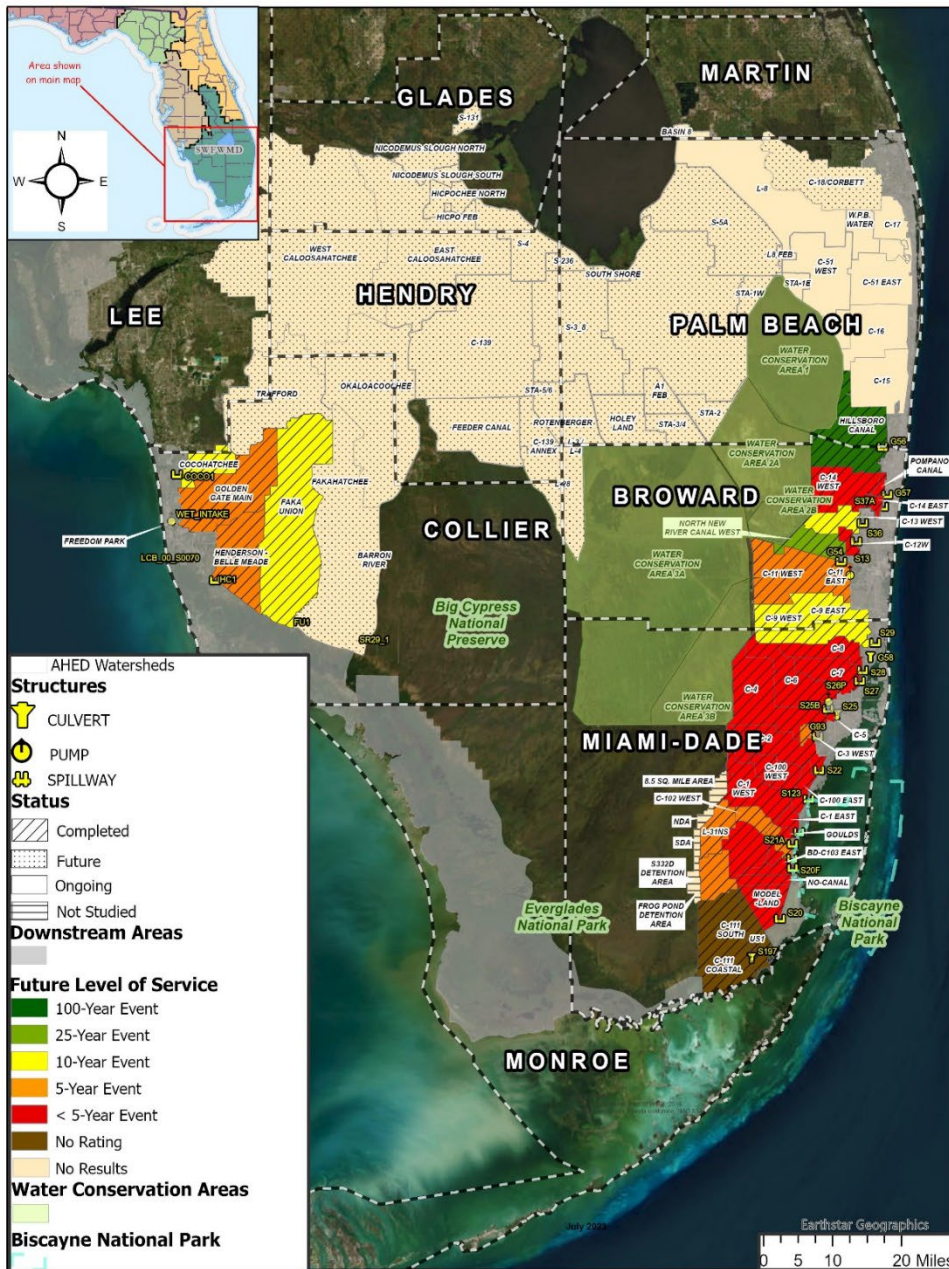


Figure 3-4: Future Flood Protection Level of Service

October 2023

Flood Protection Level of Studies (FPLOS)

Miami-Dade: FPLOS Phase I: 13 Structures; FPLOS Phase II: 3 Structures (Partially funded)

Broward: FPLOS Phase I: 7 Structures

Table 1: List of Resiliency Priority Water Control Structure Projects, including implementation and funding status

Project Name / Water Control Structures	Project	Source	Project below the expected service level (25-year/4%)?	Total Cost Estimate ⁽¹⁾	Status of Implementation	Status of Funding	Funds Expended (through June 30 2023) ⁽²⁾
S-28 Coastal Structure and C-8 Basin Resiliency Miami	FPLOS Phase II		Yes	\$261,446,031	Not Started (Conceptual Design Completed)	Staff, H&H and Design Funds Construction partially funded \$50M FEMA BRIC Award Recommendation + Match	\$665,325
S-29 Coastal Structure and C-9 Basin Resiliency Miami	FPLOS Phase II		Yes ⁽³⁾	\$355,280,352	Ongoing Design Start: FY22 End: FY24	Staff, H&H and Design Funds Construction partially funded \$50M FEMA BRIC Award Recommendation + Match	\$1,648,560
S-27 Coastal Structure and C-7 Basin Resiliency Miami	FPLOS Phase II (Pilot)		Yes	\$126,870,189	Ongoing Design. Start: FY22 End: FY24	Staff, H&H and Design Funds Construction partially funded \$50M FEMA BRIC Award Recommendation + Match	\$1,407,923
S-26 Coastal Structure Resiliency Miami	FPLOS Phase I		Yes	\$ 144,858,126	Not Started	Not yet funded	\$0
G-57 Coastal Structure Resiliency Broward	FPLOS Phase I		Yes	\$ 33,394,620	Not Started	Not yet funded	\$0
S-22 Coastal Structure Resiliency Miami	FPLOS Phase I		Yes	\$92,414,986	Not Started	Not yet funded	\$0
S-37A Coastal Structure Resiliency Broward	FPLOS Phase I		No	\$ 149,094,074	Not Started	Not yet funded	\$0
G-58 Coastal Structure Resiliency Miami	FPLOS Phase I		Yes	\$20,927,917	Not Started	Not yet funded	\$0

October 2023

Flood Protection Level of Studies (FPLOS)

Miami-Dade: FPLOS Phase I: 13 Structures; FPLOS Phase II: 3 Structures (Partially funded)

Broward: FPLOS Phase I: 7 Structures

Table 1: List of Resiliency Priority Water Control Structure Projects, including implementation and funding status

Project Name / Water Control Structures	Project	Source	Project below the expected service level (25-year/4%)?	Total Cost Estimate ⁽¹⁾	Status of Implementation	Status of Funding	Funds Expended (through June 30 2023) ⁽²⁾
S-123 Coastal Structure Resiliency Miami	FPLOS Phase I		Yes	\$ 104,958,469	Not Started	Not yet funded	\$0
S-20F Coastal Structure Resiliency Miami	FPLOS Phase I		Yes	\$77,703,413	Not Started	Not yet funded	\$0
S-21 Coastal Structure Resiliency Miami	FPLOS Phase I		Yes	\$70,981,354	Not Started	Not yet funded	\$0
S-21A Coastal Structure Resiliency Miami	FPLOS Phase I		Yes	\$ 70,303,527	Not Started	Not yet funded	\$0
G-93 Coastal Structure Resiliency Miami	FPLOS Phase I		No	\$ 42,203,088	Not Started	Not yet funded	\$0
S-25B Coastal Structure Resiliency Miami	FPLOS Phase I		Yes	\$ 93,660,490	Not Started	Not yet funded	\$0
G-56 Coastal Structure Resiliency Broward	FPLOS Phase I		No	\$162,769,468	Not Started	Not yet funded	\$0
G-54 Coastal Structure Resiliency Broward	FPLOS Phase I		No	\$ 83,451,585	Not Started	Not yet funded	\$0
S-25 Coastal Structure Resiliency Miami	FPLOS Phase I		Yes	\$ 28,748,435	Not Started	Not yet funded	\$0
S-33 Coastal Structure Resiliency Broward	FPLOS Phase I		No	\$ 35,505,876	Not Started	Not yet funded	\$0

October 2023

Flood Protection Level of Studies (FPLOS)

Miami-Dade: FPLOS Phase I: 13 Structures; FPLOS Phase II: 3 Structures (Partially funded)

Broward: FPLOS Phase I: 7 Structures

Table 1: List of Resiliency Priority Water Control Structure Projects, including implementation and funding status

Project Name / Water Control Structures	Project	Source	Project below the expected service level (25-year/4%)?	Total Cost Estimate ⁽¹⁾	Status of Implementation	Status of Funding	Funds Expended (through June 30 2023) ⁽²⁾
S-20G Coastal Structure Resiliency Miami	FPLOS Phase I		Yes	\$34,861,279	Not Started	Not yet funded	\$0
S-13 Coastal Structure Resiliency Broward	FPLOS Phase I		Yes	\$48,474,453	Not Started	Not yet funded	\$0
S-36 Coastal Structure Resiliency Broward	FPLOS Phase I		Yes	\$ 38,835,405	Not Started	Not yet funded	\$0
S-197 Coastal Structure Resiliency Miami	FPLOS Phase I		N/A	\$ 66,435,182	Not Started	Not yet funded	\$0
S-20 Coastal Structure Resiliency Miami	FPLOS Phase I		Yes	\$ 25,394,727	Not Started	Not yet funded	\$0

Notes: (1) The values reported under the Column "Total Cost Estimates" do not include staff time. (2) The values reported under the Column "Funds Expended" includes expenses since the start of FY20 through June 30, 2023. The total expended funds reported for each individual project includes in kind/staff time and planning funds. An additional \$12,409,933 was spent within the same period for overall projects planning (FPLOS H&H modeling, data analyses, resiliency plan formulation, and other related planning efforts). (3) Expected service level is currently greater than a 25-year return period (less than 4% chance of occurrence), however the respective structure inspection report presents priority level for infrastructure refurbishment.