



Florida's Water Infrastructure Needs

**Prepared for the
South Florida and Treasure Coast
Regional Planning Councils**

**Joint Meeting
October 16, 2020**

Frank Bernardino, Partner, Anfield Consulting, Inc.





Annual Assessment of Florida's Water
Resources and Conservation Lands

2020 Edition

2016: SB 552

403.928 Assessment of water resources and conservation lands.—The Office of Economic and Demographic Research shall conduct an annual assessment of Florida's water resources and conservation lands.



Annual Assessment of Florida's Water
Resources and Conservation Lands

2020 Edition

“a gap exists in every future year, growing to \$577.23 million by the end of the ten-year forecast period – and this does not include any specific adjustments for new or expanding initiatives.”

Florida's Water Infrastructure Challenge

- **\$44.3 Billion to replace, maintain and expand Florida's aging drinking water, wastewater and stormwater infrastructure over the next 20 years**
- **\$7.80 Billion for natural resources project in currently in the recovery of prevention status to achieve MFL compliance.**
- **\$267.29 million for development of TMDL's.**
- **\$5.26 Billion for the implementation of BMP's.**

- **\$8.46 for the State of Florida's share of the implementation of the Comprehensive Everglades Restoration Plan (CERP).** (Source: EDR 2020 Edition – Annual Assessment of Florida's Water Resources and Conservation Lands).

Summary

Not including adaptation for Sea Level Rise, Florida will need \$66.09 Billion over the next 20 years to address its water resource protection and infrastructure needs.

Historic Sources of State Funding Support

(1) Water Management District Funding

- **Ad valorem; Grants for Water Supply, Dispersed Water Storage, Conservation and Water Quality.**

(2) Programmatic Funding

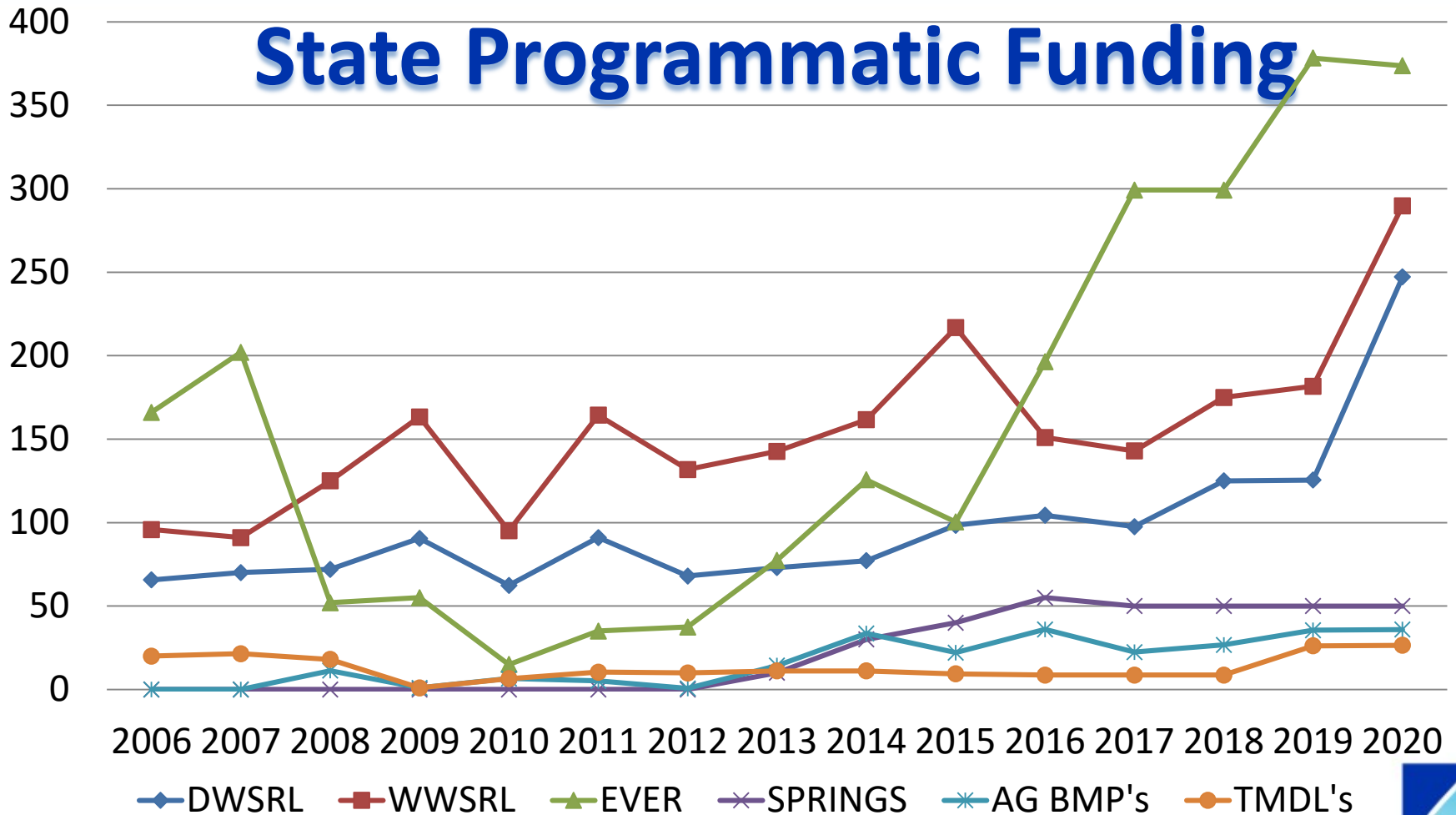
- **State Revolving Loans; Everglades; Springs**

(3) Member Water Projects

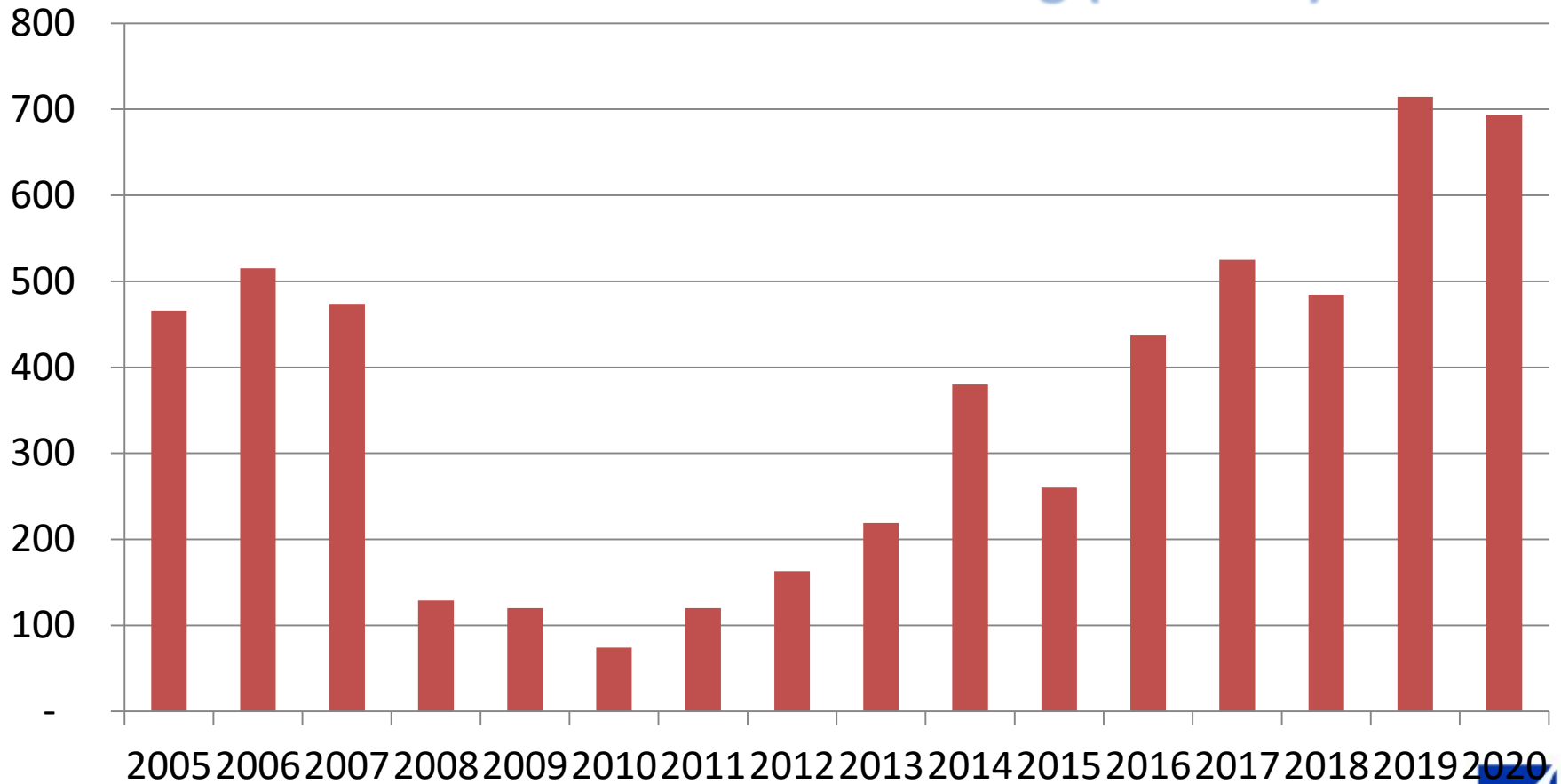
- **General Revenue**



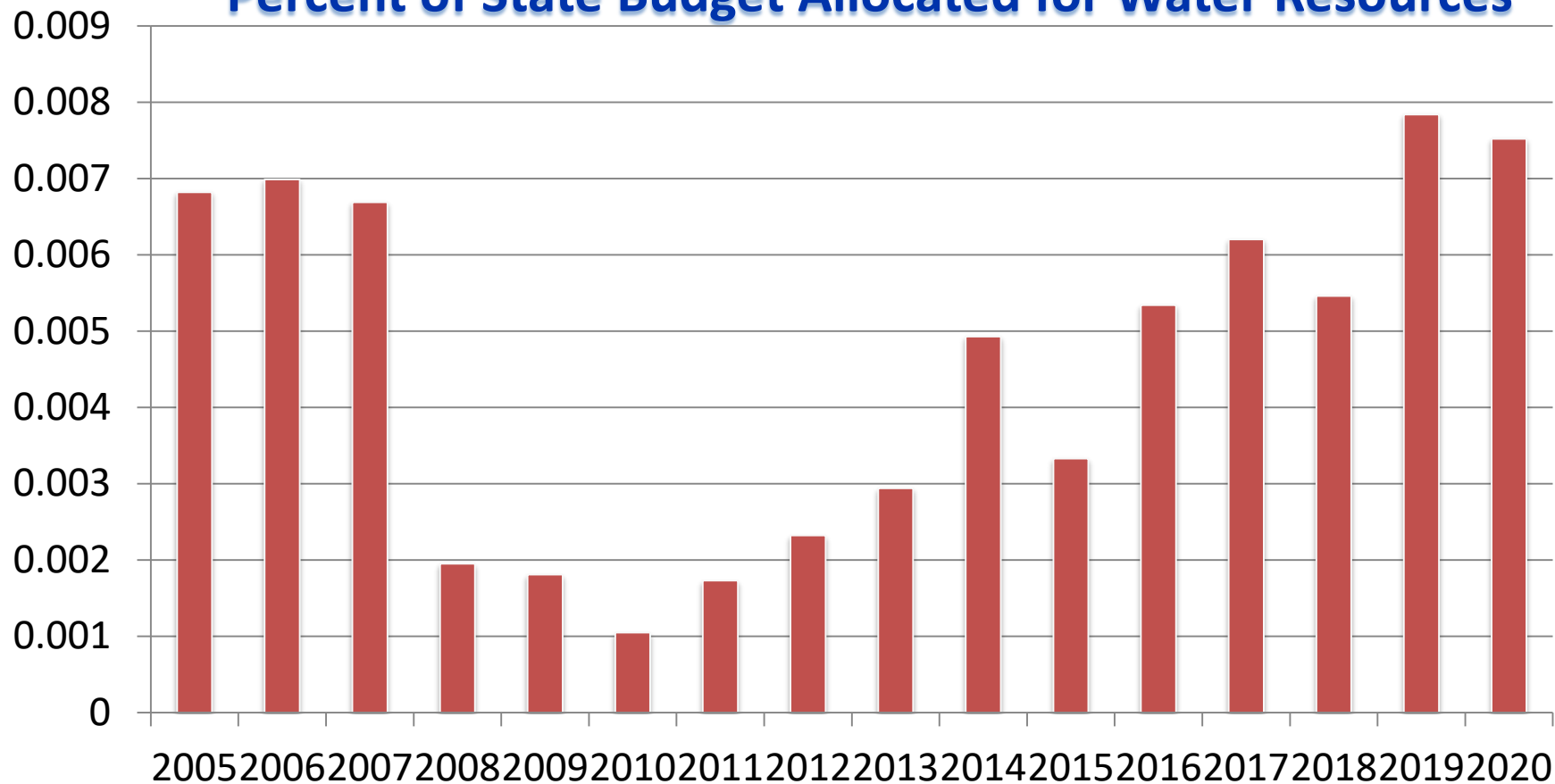
State Programmatic Funding



Florida Water Resource Funding (Millions)



Percent of State Budget Allocated for Water Resources



State Forecast of Potential Water Resources Revenues, Expenditures and Gap (in \$ millions)

REVENUES	FY 19-20	FY 20-21	FY 21-22	FY 22-23	FY 23-24	FY 24-25	FY 25-26	FY 26-27	FY 27-28	FY 28-29
Non-Doc Stamp Revenues	\$ 570.30	\$ 572.47	\$ 581.27	\$ 583.35	\$ 588.21	\$ 594.47	\$ 598.19	\$ 602.51	\$ 606.94	\$ 610.74
Doc-Stamps Water Related Statutory Distributions to LATF	\$ 306.41	\$ 315.37	\$ 319.00	\$ 319.00	\$ 319.00	\$ 319.00	\$ 319.00	\$ 314.00	\$ 314.00	\$ 314.00
Average Water Related GR Funding	\$ 128.62	\$ 128.62	\$ 128.62	\$ 128.62	\$ 128.62	\$ 128.62	\$ 128.62	\$ 128.62	\$ 128.62	\$ 128.62
Total Potential Revenue Available	\$ 1,005.33	\$ 1,016.46	\$ 1,028.89	\$ 1,030.97	\$ 1,035.83	\$ 1,042.09	\$ 1,045.81	\$ 1,045.13	\$ 1,049.56	\$ 1,053.36
EXPENDITURES										
Water Supply	\$ 303.32	\$ 313.32	\$ 324.84	\$ 313.83	\$ 100.32	\$ 101.66	\$ 99.64	\$ 100.54	\$ 100.61	\$ 100.27
DWSRL	\$ 86.86	\$ 96.28	\$ 107.71	\$ 96.95	\$ 100.32	\$ 101.66	\$ 99.64	\$ 100.54	\$ 100.61	\$ 100.27
AWS Aid to WMDs	\$ 40.00	\$ 40.00	\$ 40.00	\$ 40.00	\$ -	\$ -	\$ -	\$ -	\$ -	\$ -
WMDs	\$ 176.46	\$ 177.04	\$ 177.13	\$ 176.88	\$ -	\$ -	\$ -	\$ -	\$ -	\$ -
Water Quality	\$ 1,278.33	\$ 1,341.83	\$ 1,403.56	\$ 1,474.79	\$ 1,238.92	\$ 1,287.56	\$ 1,338.10	\$ 1,390.63	\$ 1,445.23	\$ 1,501.96
State	\$ 1,062.06	\$ 1,103.75	\$ 1,147.09	\$ 1,192.12	\$ 1,238.92	\$ 1,287.56	\$ 1,338.10	\$ 1,390.63	\$ 1,445.23	\$ 1,501.96
WMDs	\$ 216.27	\$ 238.08	\$ 256.47	\$ 282.67	\$ -	\$ -	\$ -	\$ -	\$ -	\$ -
Flood Control	\$ 138.84	\$ 141.61	\$ 138.60	\$ 139.68	\$ -	\$ -	\$ -	\$ -	\$ -	\$ -
WMDs	\$ 138.84	\$ 141.61	\$ 138.60	\$ 139.68	\$ -	\$ -	\$ -	\$ -	\$ -	\$ -
Natural System	\$ 201.52	\$ 197.07	\$ 199.74	\$ 199.45	\$ -	\$ -	\$ -	\$ -	\$ -	\$ -
WMDs	\$ 201.52	\$ 197.07	\$ 199.74	\$ 199.45	\$ -	\$ -	\$ -	\$ -	\$ -	\$ -
Protection & Restoration	\$ 7,744.01	\$ 8,082.73	\$ 8,439.22	\$ 41.36	\$ 41.93	\$ 42.47	\$ 42.99	\$ 43.49	\$ 43.97	\$ -
WMDs	\$ 300.67	\$ 306.55	\$ 312.22	\$ -	\$ -	\$ -	\$ -	\$ -	\$ -	\$ -
TOTAL	\$ 9,666.02	\$ 10,076.56	\$ 10,505.96	\$ 2,169.11	\$ 1,381.17	\$ 1,431.69	\$ 1,480.73	\$ 1,534.66	\$ 1,589.81	\$ 1,602.23
DIFFERENCE										
Gap (Revenues Minus Expenditures)	\$ (8,660.69)	\$ (9,060.10)	\$ (9,477.07)	\$ (1,138.14)	\$ (345.34)	\$ (389.60)	\$ (434.92)	\$ (489.53)	\$ (540.25)	\$ (548.87)
OTHER REVENUES										
Potentially Available to Close the Gap LATF Doc Stamps Statutorily Uncommitted	\$ 443.22	\$ 470.12	\$ 521.82	\$ 567.40	\$ 622.40	\$ 657.43	\$ 716.84	\$ 778.30	\$ 831.68	\$ 887.00

Sources of Funding Support

For this fiscal year, the DEP has Water Protection Funds available to distribute as grants to governmental entities for the following programs:

- Targeted Water Quality Improvements
- Rivers and Springs Coast Protection and Restoration
- Coral Reef Protection and Restoration
- Innovative Technologies to Address Harmful Algal Blooms
- Nonpoint Source Pollution Reduction

<https://protectingfloridatogether.gov/state-action/grants-submissions>

Traci Klepper at Traci.Klepper@FloridaDEP.gov.



SB 712 – Clean Waterways Act

Enacted many of the recommendations of Blue Green Algae Task Force

- Septic Tank Restoration
- Agricultural Best Management Practices
- Stormwater Treatment and Design
- Statewide Real-time Water Quality Monitoring
- Biosolids Regulation
- Domestic Wastewater Collection and Treatment
- Bottled Water Industry



Questions?

